




If you are unable to access the MyHousingExecutive customer portal, the issue may be resolved by clearing your cookies and cache.




From an Android device (not an iPhone or iPad) please follow the steps below:

In the Chrome app

1. On your Android phone or tablet, open the Chrome app .
2. At the top right, tap More .
3. Tap History  Clear browsing data.
4. At the top, choose a time range. To delete everything, select All time.
5. Next to 'Cookies and site data' and 'Cached images and files', tick the boxes.
6. Tap Clear data.

From an iPhone or iPad please follow the steps below:

In the Chrome app

1. On your iPhone or iPad, open the Chrome app .
2. At the bottom-right, tap More .
3. Tap History  Clear browsing data.
4. Make sure that there's a tick mark next to 'Cookies, site data' and 'Cached images and files'.
5. Tap Clear browsing data.

In other browser apps

If you use Safari, Firefox or another browser, check its support site for instructions on clearing the 'Cookies and site data' and 'Cached images and files'.